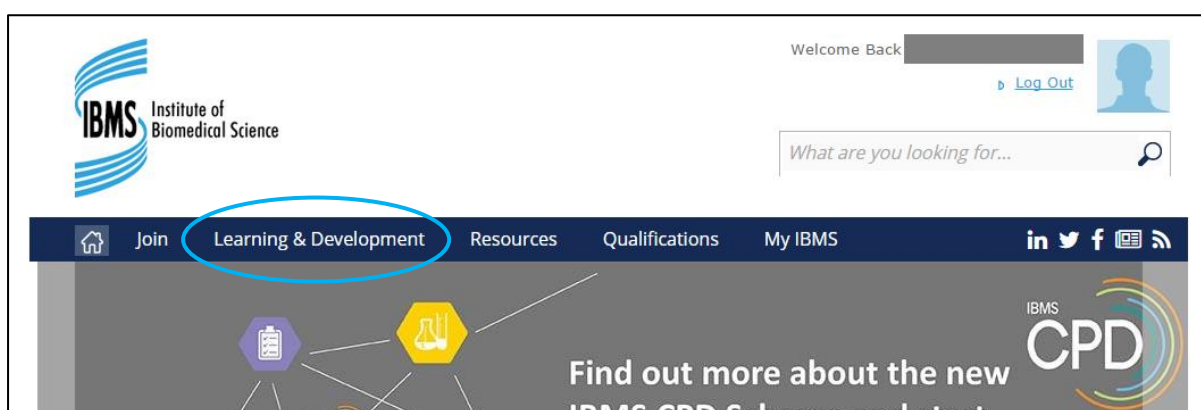


# IBMS Journal Based Learning (JBL) Guide

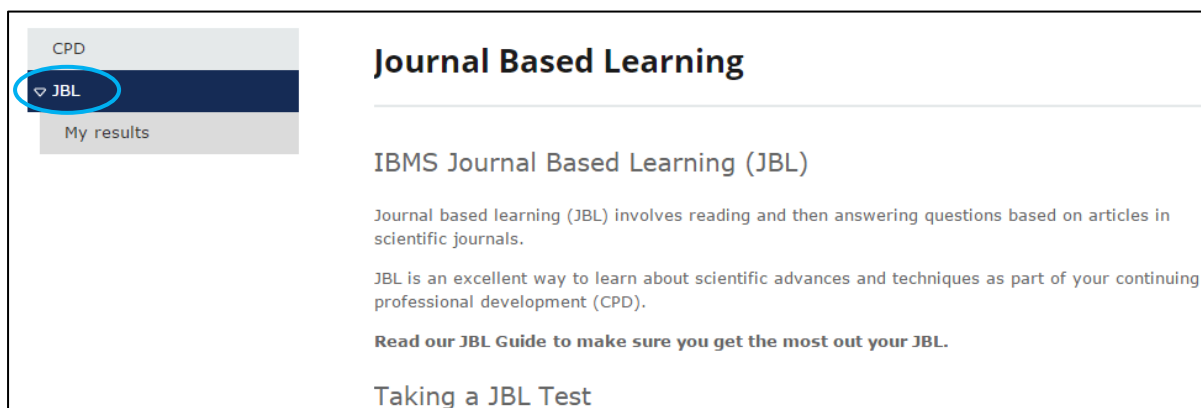
Access IBMS JBL

You will need to **log in** to the IBMS website – you can do this in the top right hand corner of the [website homepage](#)

You will find the **JBL pages** in the **Learning & Development** section:



To access the Journal Based Learning (JBL) section of the website click on **JBL** in the drop down menu



You can browse or **take current tests** or **review your previous test results**

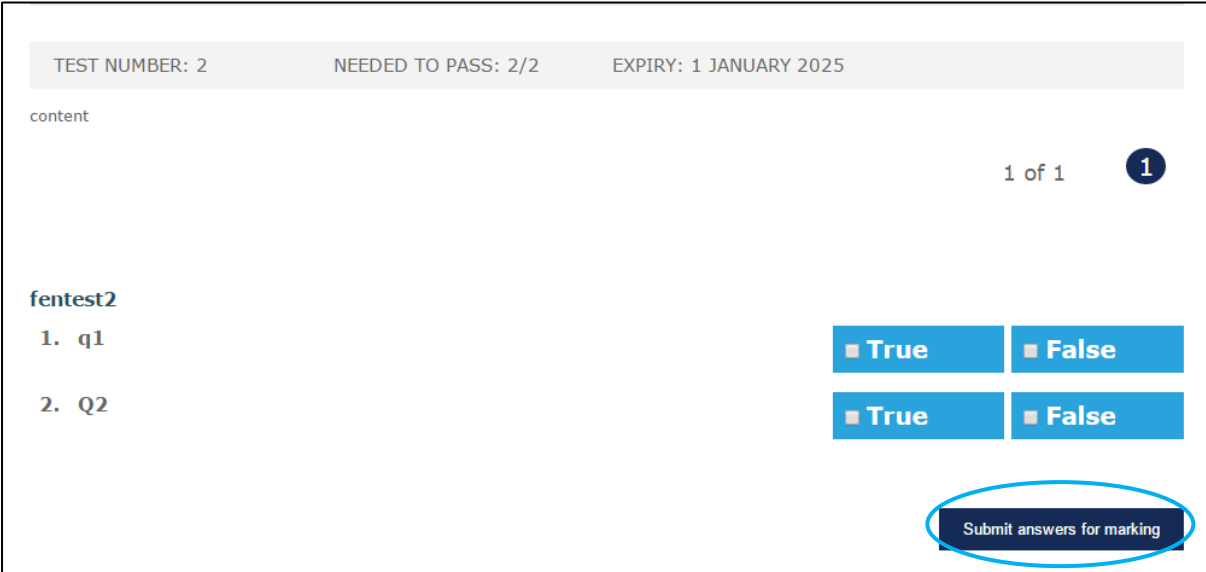
## Take a JBL Test

Current tests are available to view or take at the bottom of the **JBL** page

**Please note:** that **you will need to be logged in** to the IBMS website to take a JBL test and **you cannot take the same test more than once**

To **take a JBL test** - **click** on the **title of the test** listed on the **JBL** page

This will bring up the questions for that test:



The screenshot shows a test interface with the following elements:

- Header: TEST NUMBER: 2, NEEDED TO PASS: 2/2, EXPIRY: 1 JANUARY 2025
- Content area: content
- Progress indicator: 1 of 1 (with a circled '1')
- Test title: fentest2
- Questions:
  - 1. q1
  - 2. Q2
- Answer options for each question: True and False buttons.
- Submit button: Submit answers for marking (circled in red).

Once you have selected your answers **click Submit answers for marking** button at the bottom of the test page

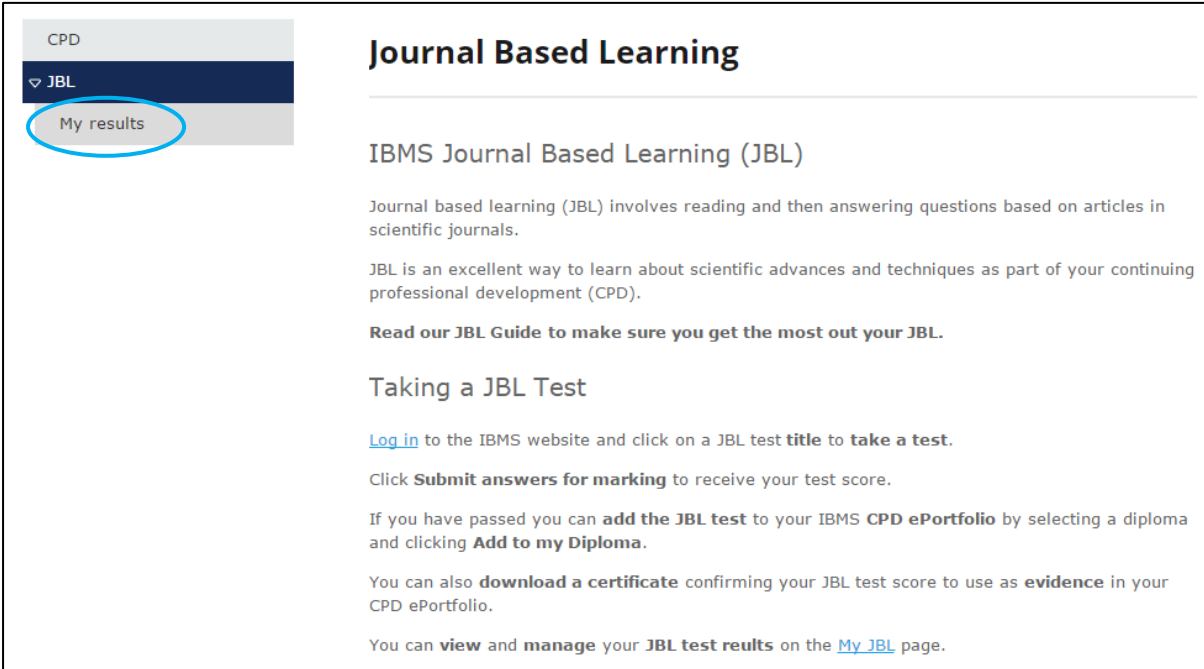
You will be shown the result of the test you have just taken

Add successful JBL Test results to my current IBMS CPD diploma

If you have **passed the JBL test** you will be able to **add this result to your current IBMS CPD diploma** by selecting **Add to diploma** at the bottom of the test result screen

## Access my JBL Test results

You can **access your JBL results history** by clicking **My results** on the JBL menu bar



The screenshot shows a navigation menu on the left with 'CPD' at the top, 'JBL' in the middle, and 'My results' highlighted with a red circle. The main content area is titled 'Journal Based Learning' and contains the following text:

### Journal Based Learning

#### IBMS Journal Based Learning (JBL)

Journal based learning (JBL) involves reading and then answering questions based on articles in scientific journals.

JBL is an excellent way to learn about scientific advances and techniques as part of your continuing professional development (CPD).

**Read our JBL Guide to make sure you get the most out your JBL.**

#### Taking a JBL Test

[Log in](#) to the IBMS website and click on a JBL test title to **take a test**.

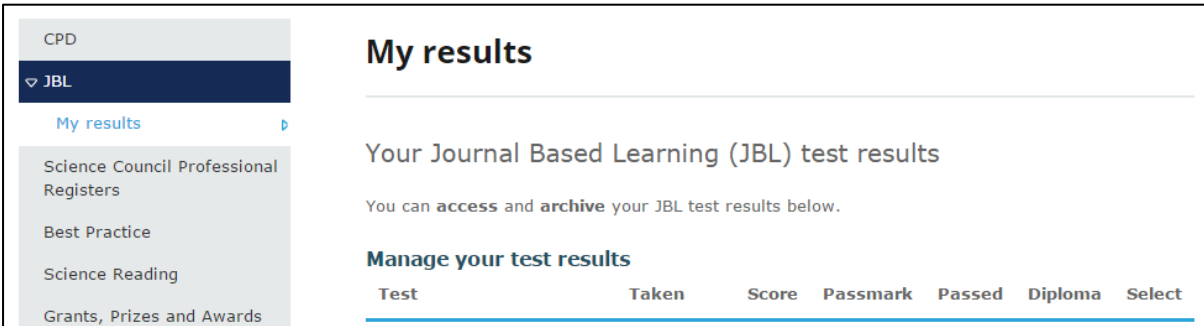
Click **Submit answers for marking** to receive your test score.

If you have passed you can **add the JBL test** to your IBMS **CPD ePortfolio** by selecting a diploma and clicking **Add to my Diploma**.

You can also **download a certificate** confirming your JBL test score to use as **evidence** in your CPD ePortfolio.

You can **view** and **manage** your **JBL test results** on the [My JBL](#) page.

On the next page you will see a list of your previous results and their respective marks and dates of completion:



The screenshot shows the 'My results' page. The navigation menu on the left includes 'CPD', 'JBL', 'My results' (highlighted), 'Science Council Professional Registers', 'Best Practice', 'Science Reading', and 'Grants, Prizes and Awards'. The main content area is titled 'My results' and contains the following text:

### My results

#### Your Journal Based Learning (JBL) test results

You can **access** and **archive** your JBL test results below.

#### Manage your test results

Test	Taken	Score	Passmark	Passed	Diploma	Select
------	-------	-------	----------	--------	---------	--------

If the test was taken on the new website the number of the IBMS CPD diploma it was added to will also show on this page

You can **remove tests** from your results history by **selecting the tick box** on the right of the test and selecting **Archive** at the bottom of the page

